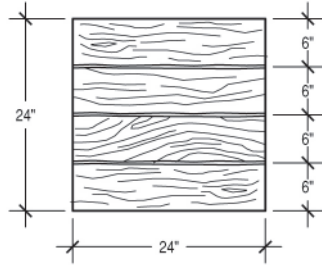




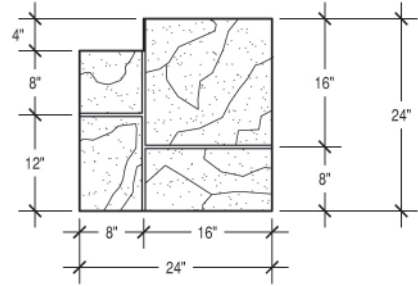
PATTERN SELECTION GUIDE

Custom patterns can be developed per your specification. Please call for pricing.

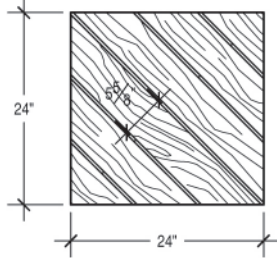
Boardwalk



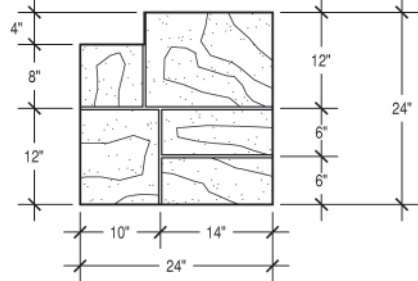
Ashler Slate #1



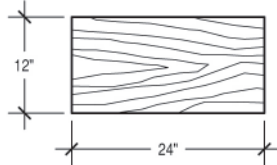
Angled Board



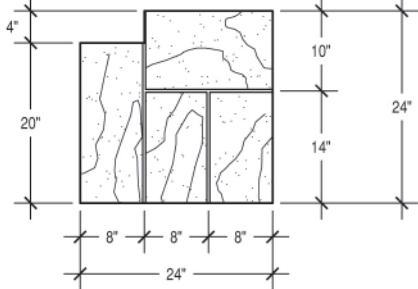
Ashler Slate #2



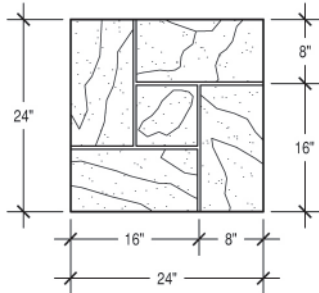
Planking



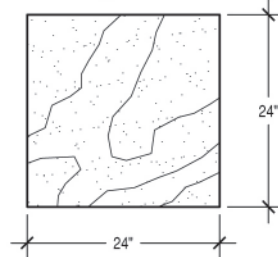
Ashler Slate #3



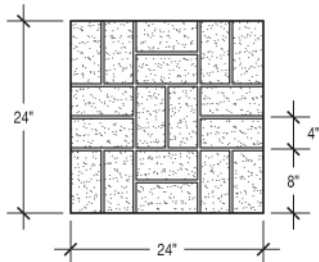
River Side Slate



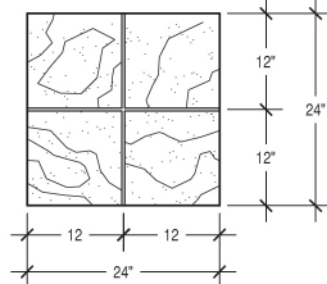
Large Slate



Basket Weave Brick



12"x12" Slate Tile



Soft Landings Products, LLC
1798 Hartford Avenue
St. Paul, MN 55116

651-699-4567 office
866-213-7685 fax

www.softlandingsllc.com